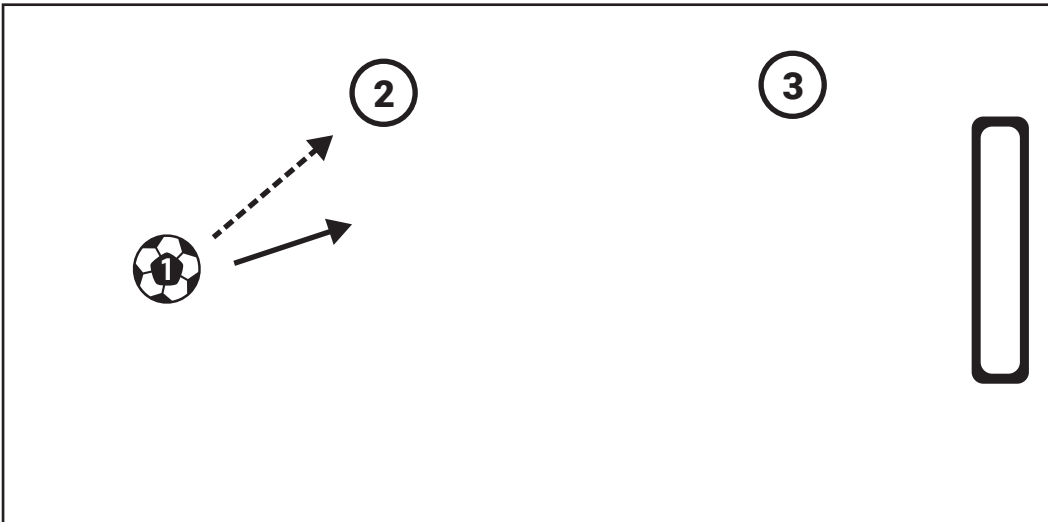


Combination Drill: Shooting with teamwork

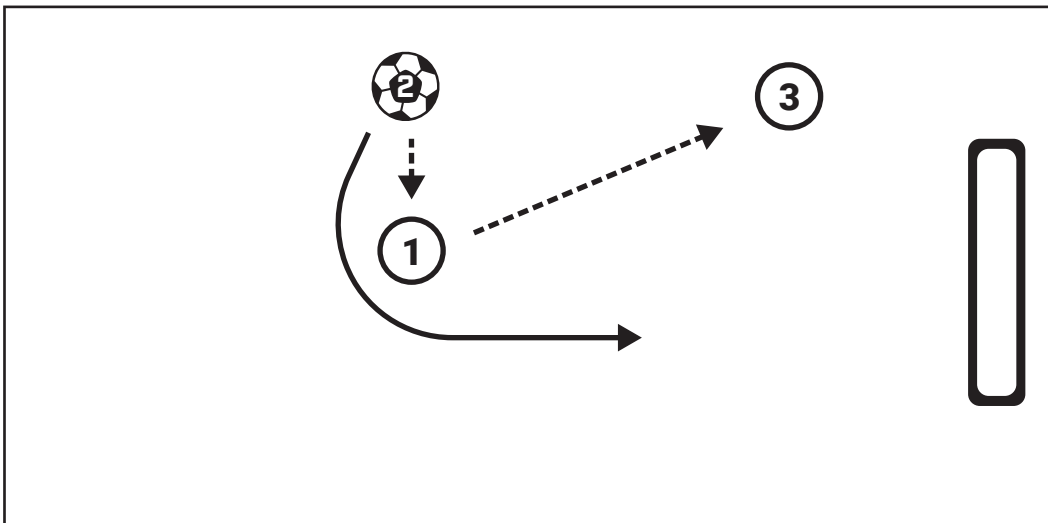
Setup: Have players positioned as shown below with additional players lined up behind Player 1. You will need a net and a goalie for this exercise.

1.



Player 1 starts by passing the ball to Player 2. Player 1 runs in Player 2's direction so they are the same distance from the goal as Player 2.

2.



Player 2 passes the ball back to Player 1. Player 1 then immediately passes the ball down to Player 3, while Player 2 runs around Player 1 to set up for a shooting opportunity

KEY

-  Player with ball
-  Offensive Player
-  Ball Movement
-  Player Movement
-  Cone



NOTES

Make it harder:

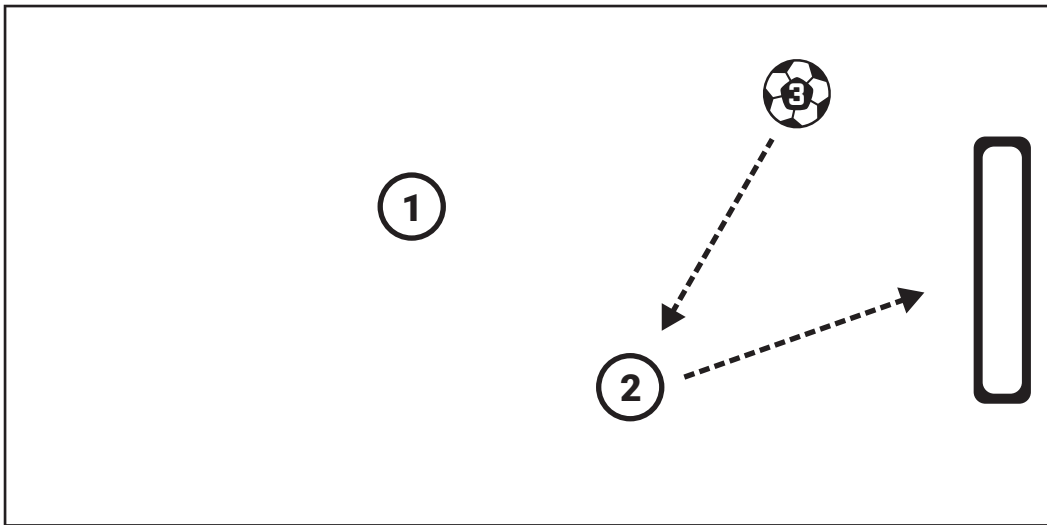
- Move drill farther away from goal

Make it easier:

- Move drill closer to goal

Combination Drill: Shooting with teamwork

3.



Player 2 passes the ball back to Player 1. Player 1 then immediately passes the ball down to Player 3, while Player 2 runs around Player 1 to set up for a shooting opportunity

KEY

-  Player with ball
-  Offensive Player
-  Ball Movement
-  Player Movement
-  Cone

 Soccer Goal

NOTES

Make it harder:

- Move drill farther away from goal

Make it easier:

- Move drill closer to goal