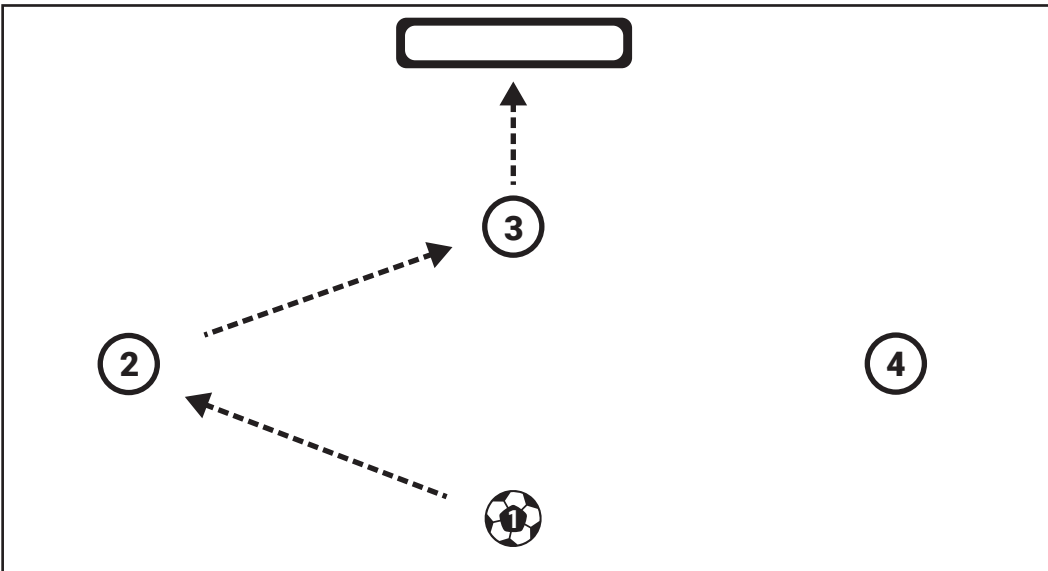


# Diamond Passing: Passing to Score

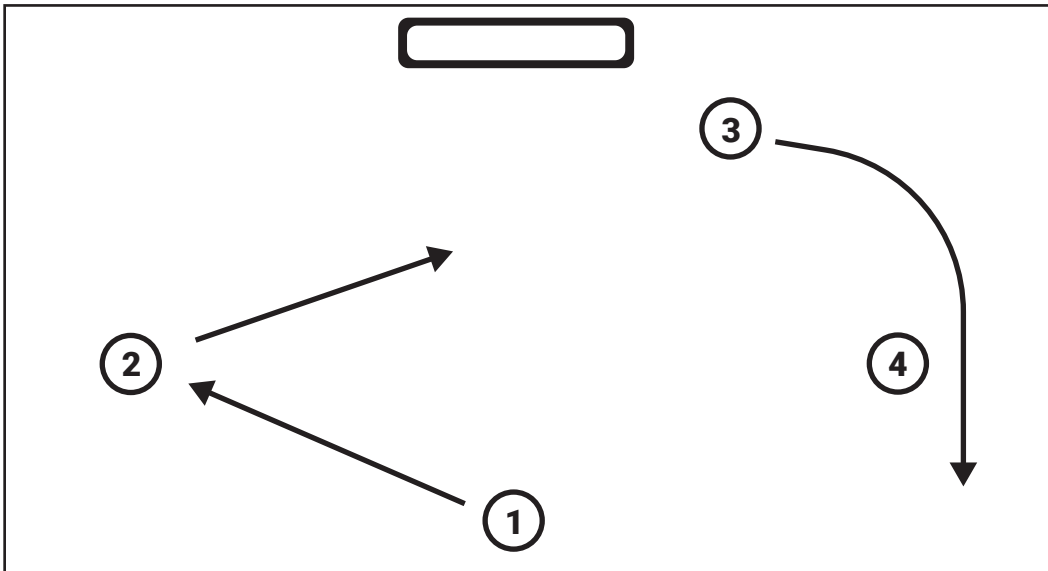
**Setup:** Players start this drill in a diamond formation as shown in the diagram below. Extra players should line up at the top of the drill to sub in once the drill has run

**1.**



Player 1 starts with the soccer ball and passes it to Player 2. Player 2 then passes to Player 3, who takes a shot on goal.

**2.**



After Player 3 has shot, Player 1 should move to Player 2's position, and Player 2 should move to Player 3's position. Player 3 should then run around Player 4 and head to the back of the line where Player 1 started.

**KEY**

-  Player with ball
-  Player
-  Ball Movement
-  Player Movement
-  Soccer Goal

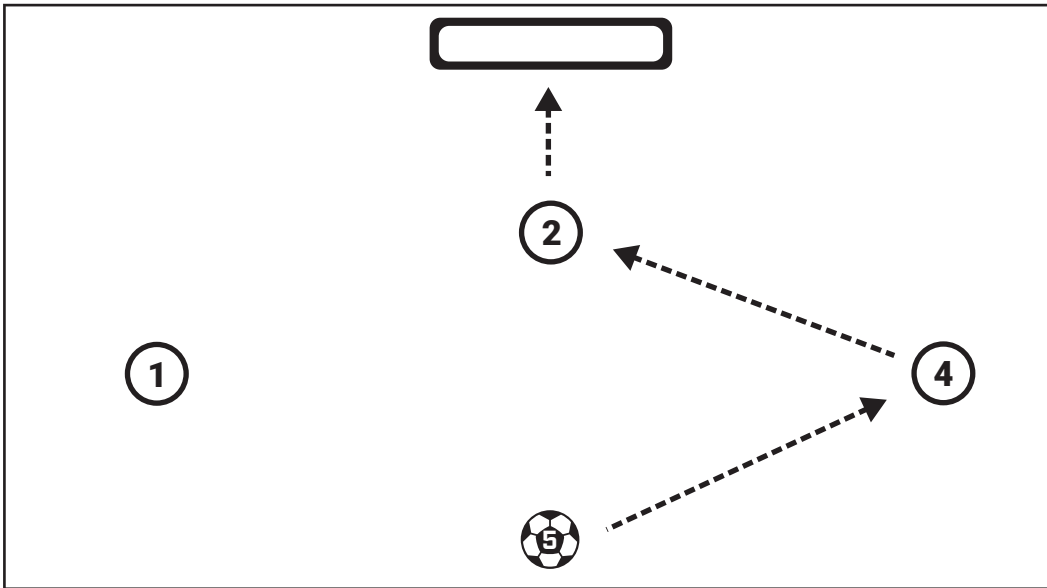
**NOTES**

**Make it harder:**

- Use only the left foot
- Add goalie player

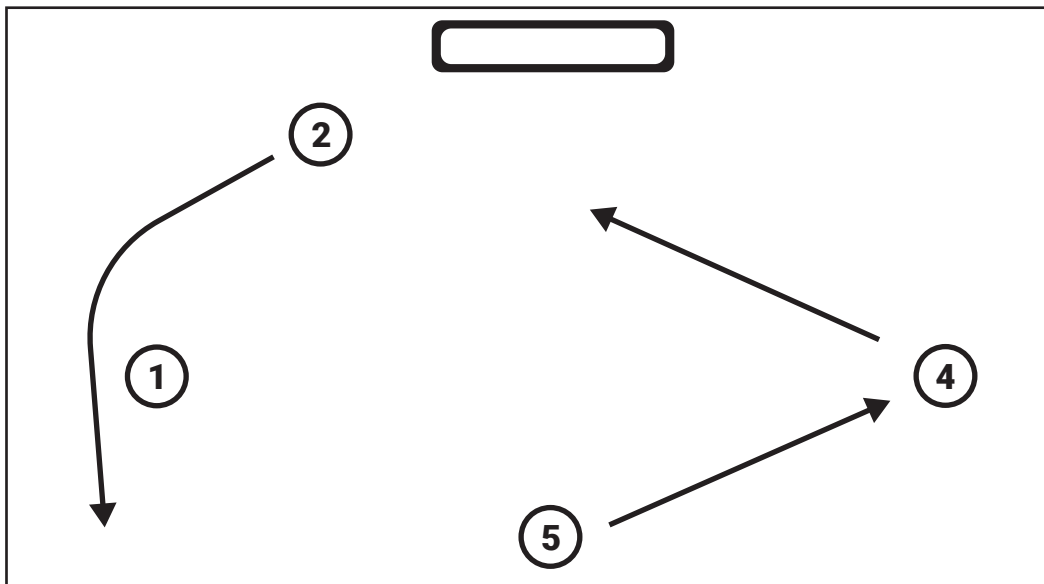
## Diamond Passing: Passing to Score

3.



After Player 3 takes a shot and starts running back to the end of the line, Player 5 begins a new sequence by passing the soccer ball to Player 4. Player 4 then immediately passes the ball to Player 2 who takes a shot on goal.

4.



Player 5 moves to Player 4's position and Player 4 moves to Player 2's position while Player 2 runs around the drill back to the beginning position.

### KEY

-  Player with ball
-  Player
-  Ball Movement
-  Player Movement

 Soccer Goal

### NOTES

#### Make it harder:

- Use only the left foot
- Add goalie player